



# DEMIDDEK

EXTERIOR COLOUR CHART OPAQUE COATING AND OPAQUE STAIN



QUALITY WOOD PROTECTION FROM NORWAY

## JOTUN For iconic buildings. And beautiful homes.

Jotun has painted several of the world's most iconic buildings, and that's no accident. We devote substantial resources to research and development, so that our paints and coatings can stand up to all kinds of conditions, both indoors and out.

To us, your home is just as important as the Eiffel Tower. Accordingly, we have developed DEMIDEKK to provide optimum protection for your home and ensure the façade maintains that freshly-painted look for a long time to come.




# DEMIDEKK USERS ENJOY PAINTING but not too often

DEMIDEKK has been providing protection for wooden houses since 1972. In all that time we have been accumulating practical experience of how DEMIDEKK stands up to the Scandinavian climate, through our own testing activities and through contact with thousands of satisfied Demidekk users.

Choose DEMIDEKK next time, and you can enjoy the results for a long time to come. As it will be a long time before you need to think about repainting your house.



If you choose DEMIDEKK, you can be sure that your house is in good hands and it will be a long time before you need to think about repainting. Jotun's products are tested and developed in Norway to cope with our tough conditions.



“Choosing a colour for your entire home is a big decision. The colour must fit well with both the surroundings and the architecture of the house,” says Lisbeth Larsen, Global Colour Manager at Jotun. Whether you choose a neutral colour scheme or a more daring combination, it's important to remember that you will have to live with the colour for many years to come. Why not try out some small colour changes? Make a statement with an exciting new colour on your front door, for instance. For a cheerful welcome to your home – every day!

**Lisbeth Larsen,**  
Global Colour Manager, Jotun

# SELECT YOUR COLOUR WITH CARE

Choosing a colour for a whole house is a big decision. The colour must fit well with both the surroundings and the architecture of the house. Whether you choose a neutral colour scheme or a more daring combination, it's important remember that you will have to live with the colour for many years to come. But you can always try out some small colour changes. Why not pick a brand new colour for some of the features such as the terrace or the front door?



WALLS: JOTUN 2142 VESTLANDSRØD  
ACCENT COLOUR: JOTUN 1624 LETTHET  
GARDEN FURNITURE: JOTUN 8413 HERREGÅRDSGRØNN



WALLS: JOTUN 4246 GRÅBLÅ

The surroundings and vegetation are an important source of inspiration for choice of colour. Bushes, flowers and trees contribute to overall balance.



WALLS: JOTUN 1624 LETTHET  
DOOR: JOTUN 5047 TUNHOVD



## DEMIDEKK Ultimate OPAQUE COATING


- Keeps your house looking freshly painted for longer
- > Based on a unique combination of alkyd oils and acrylic
  - > Superb shine and colour stability
  - > Water resistant and durable
  - > Very easy to work with
  - > Quick-drying
  - > Maintenance intervals
  - > Nordic Swan Ecolabel




Dark houses appear less prominent than white and light houses. Dark colours often blend better with nature, providing a softer transition with the vegetation around the house. The colour scheme here has a dark façade to contrast with light details. This provides a modern impression that brings out subtle details and at the same time creates a sense of harmony with the surroundings.

DEMI  
DEKK

JOTUN




JOTUN 182 PERLEGRÅ  
Accent colour: JOTUN 1624 Letthet/  
JOTUN 1283 Lys Grå Umbra  
Masonry: JOTUN 1402 Canvas



JOTUN 343 ANTIKKHVIT  
Accent colour: JOTUN 1001 Egg White/  
JOTUN 734 Brown Black  
Masonry: JOTUN 1912 Varm Jord



JOTUN 1283 LYS GRÅ UMBRA  
Accent colour: JOTUN 1376 Mist/  
JOTUN 8413 Herregårdsgrønn  
Masonry: JOTUN 1491 Grindstone




JOTUN 25 VENETIAN RED  
Accent colour: JOTUN 1001 Egg White/  
JOTUN 1462 Grå Skifer  
Masonry: JOTUN 1402 Canvas



JOTUN 1284 SVOLVÆR  
Accent colour: JOTUN 182 Perlegrå/  
JOTUN 2271 Berg  
Masonry: JOTUN 1491 Grindstone



JOTUN 154 LÅVERØD  
Accent colour: JOTUN 1376 Mist/  
JOTUN 394 Varmgrå  
Masonry: JOTUN 1402 Canvas



JOTUN 2271 BERG  
Accent colour: JOTUN 1284 Svolvær/  
JOTUN 734 Brown Black  
Masonry: JOTUN 1491 Grindstone



JOTUN 734 BROWN BLACK  
Accent colour: JOTUN 182 Perlegrå/  
JOTUN 1284 Svolvær  
Masonry: JOTUN 1491 Grindstone

Harmonious and traditional colours work well for both old and new architecture.



JOTUN 6325 BALANSE  
This colour is best suited as accent  
colour for doors, furniture etc.




JOTUN 2142 VESTLANDSRØD  
Accent colour: JOTUN 1376 Mist/  
JOTUN 1378 Contour  
Masonry: JOTUN 1402 Canvas

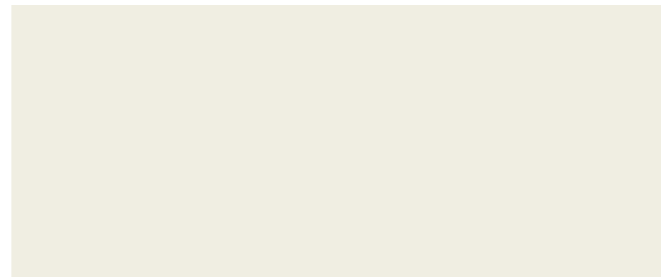
Accurate colour reproduction can only be guaranteed for Jotun's products, mixed using the Jotun Multicolor tinting system. The colour samples should only be regarded as a guide. Due to printing technicalities the indicated colours and colour illustrations may differ from the original colours.

DEMI  
DEKK

JOTUN




JOTUN 1108 FYN  
Accent colour: JOTUN 1001 Egg White/  
JOTUN 8413 Herregårdsgrønn  
Masonry: JOTUN 1402 Canvas



JOTUN 1001 EGG WHITE  
Accent colour: JOTUN 1376 Mist/  
JOTUN 394 Varmgrå  
Masonry: JOTUN 1402 Canvas



JOTUN 1465 DEMIGUL  
Accent colour: JOTUN 1108 Fyn/  
JOTUN 1899 Front  
Masonry: JOTUN 1402 Canvas




JOTUN 731 DEMI WHITE  
Accent colour: JOTUN 1001 Egg White/  
JOTUN 8413 Herregårdsgrønn  
Masonry: JOTUN 1491 Grindstone



JOTUN 1124 SKAGENGUL  
Accent colour: JOTUN 1108 Fyn/  
JOTUN 8413 Herregårdsgrønn  
Masonry: JOTUN 1402 Canvas



JOTUN 8062 GRØNN EMPIRE  
Accent colour: JOTUN 731 Demi White/  
JOTUN 8413 Herregårdsgrønn  
Masonry: JOTUN 1491 Grindstone



JOTUN 2182 NUT  
Accent colour: JOTUN 1108 Fyn/  
JOTUN 1283 Lys Grå Umbra  
Masonry: JOTUN 1402 Canvas



JOTUN 8413 HERRGÅRDSGRØNN  
Accent colour: JOTUN 182 Perlegrå/  
JOTUN 1283 Lys Grå Umbra  
Masonry: JOTUN 1491 Grindstone

Yellow, green and brown tones look particularly attractive in natural surroundings.



JOTUN 1859 SANDDYNE  
Accent colour: JOTUN 1001 Egg White/  
JOTUN 734 Brown Black  
Masonry: JOTUN 1402 Canvas




JOTUN 745 GREEN UMBER  
Accent colour: JOTUN 182 Perlegrå/  
JOTUN 1284 Svolvær  
Masonry: JOTUN 1491 Grindstone


Accurate colour reproduction can only be guaranteed for Jotun's products, mixed using the Jotun Multicolor tinting system. The colour samples should only be regarded as a guide. Due to printing technicalities the indicated colours and colour illustrations may differ from the original colours.

DEMI  
DEKK

JOTUN




JOTUN 1024 TIMELESS  
Accent colour: JOTUN 1624 Letthet/  
JOTUN 1378 Contour  
Masonry: JOTUN 8295 Fransk Hvit



JOTUN 1376 MIST  
Accent colour: JOTUN 1624 Letthet/  
JOTUN 394 Varmgrå  
Masonry: JOTUN 1402 Canvas




JOTUN 4246 GRÅBLÅ  
Accent colour: JOTUN 1024 Timeless/  
JOTUN 4252 Kjønnerøk Dempet  
Masonry: JOTUN 1638 Horizon




JOTUN 394 VARMGRÅ  
Accent colour: JOTUN 1376 Mist/  
JOTUN 1462 Grå Skifer  
Masonry: JOTUN 1402 Canvas



JOTUN 4252 KJØNNRØK DEMPET  
Accent colour: JOTUN 1378 Contour/  
JOTUN 1376 Mist  
Masonry: JOTUN 1500 Graphite Grey



JOTUN 1462 GRÅ SKIFER  
Accent colour: JOTUN 1024 Timeless/  
JOTUN 1434 Labrador  
Masonry: JOTUN 1500 Graphite Grey



JOTUN 1899 FRONT  
Accent colour: JOTUN 1024 Timeless/  
JOTUN 1378 Contour  
Masonry: JOTUN 1500 Graphite Grey




JOTUN 1434 LABRADOR  
Accent colour: JOTUN 1024 Timeless/  
JOTUN 1462 Grå Skifer  
Masonry: JOTUN 1500 Graphite Grey

Classic and modern shades of grey and blue provide an elegant and unique look.



JOTUN 1378 CONTOUR  
Accent colour: JOTUN 1376 Mist/  
JOTUN 1462 Grå Skifer  
Masonry: JOTUN 1500 Graphite Grey



JOTUN 1624 LETTHET  
Accent colour: JOTUN 1376 Mist/  
JOTUN 394 Varmgrå  
Masonry: JOTUN 1402 Canvas

Accurate colour reproduction can only be guaranteed for Jotun's products, mixed using the Jotun Multicolor tinting system. The colour samples should only be regarded as a guide. Due to printing technicalities the indicated colours and colour illustrations may differ from the original colours.

WALLS: JOTUN 1465 DEMIGUL  
ACCENT COLOURS: JOTUN 1001 EGG WHITE  
WINDOWS: JOTUN 8413 HERRGÅRDSGRØNN  
HOUSE FROM SAVSJO TRÅHUS  
WWW.SAVSJOTRAHUS.SE

JOTUN



# HOUSE DETAILS

It's the details that make all the difference! Just as with exciting accessories, the various features can enhance the overall impression and personality of a house.

The entrance is an area that offers great scope for variety! A new accent colour can provide a quick and simple change to a house that frequently yields much greater relative impact. Remember that the accent colour must suit the basic character of the house and that houses with numerous features can often carry off more accent colours than modern architectural homes.



WALLS: JOTUN 1434 LABRADOR  
ACCENT COLOUR: JOTUN 9918 KLASSISK HVIT



FENCE: JOTUN 1624 LETTHET



WALLS: JOTUN 1001 EGG WHITE  
DOOR: JOTUN 6325 BALANSE

Windows are a vulnerable part of the façade. Unprotected exterior wood is broken down slowly by light and moisture and can rapidly be destroyed by rot if left damp during warm times of the year. The wood should therefore be protected against both moisture and light. Read about how to maintain your windows at [www.jotun.se](http://www.jotun.se).



WALLS: JOTUN 734 BROWN BLACK  
CONTRAST ON WALLS: JOTUN 394 VARMGRÅ  
ACCENT COLOUR: JOTUN 1001 EGG WHITE



WALLS: JOTUN 1624 LETTHET  
ACCENT COLOUR: JOTUN 1973 ANTIKKGÅ



## DEMIDEKK Ultimate FÖNSTER (WINDOWS & DOORS)

DEMIDEKK Ultimate Fönster is a coating for all planed exterior wood surfaces. Not just windows, but also outdoor furniture, rails and fences. The excellent durability allows you to enjoy your outdoor space for many wonderful summers.

# SUPERB QUALITY

- and a house that stays looking freshly painted for longer

Having a freshly-painted house is a great feeling! DEMIDEKK Ultimate allows you to enjoy that feeling for longer. As it will be a long time before you need to think about repainting.

#### Protective system coating

JOTUN VISIR provides a foundation for superior protection - a primer with high oil content and offering excellent penetration. It contains alkyd oils specially developed for the purpose of priming exterior wood and reduces moisture absorption, thus minimising the risk of fungus and rot.

#### AMA technology

DEMIDEKK Ultimate is based on a unique combination of alkyd oils and acrylic. The result is superb colour stability and long maintenance intervals.

#### Keeps wood dry

Through advanced testing methods, including the use of probes to measure moisture content inside the wood, we make sure that our products for system coating keep the façade dry - whatever the weather.

**TIP! Washing your house every year will extend the life of your surface coating and keep your house looking smart for longer.**



WALL: JOTUN 1434 LABRADOR  
ACCENT COLOUR: JOTUN 9918 KLASSISK HVIT

Jotun invests substantial resources into developing coatings that can stand up to the tough Scandinavian climate. Our test programmes are therefore optimised to ensure that our products can withstand the toughest of conditions. DEMIDEKK has been developed over 40 years with this objective in mind to ensure that your house has the very best protection and keeps its freshly-painted look for longer.



QUALITY WOOD PROTECTION  
FROM NORWAY

## HOW TO PAINT NEW WOODEN PANEL



#### PRIMING

New panels should be treated immediately or within no more than 4 weeks using JOTUN Visir Oljegrønning Pigmentert (pigmented primer). Treat any timber ends particularly carefully, 3-4 coats wet on wet. This yields better sealing of the timber ends, reduces moisture absorption and thus minimises the risk of rot.



#### TOP COAT

Apply two coats of DEMIDEKK Ultimate to unplanned panels. For planned panels or panels with planned details, apply three coats.

## PREVIOUSLY PAINTED WOODEN PANEL



#### PRIMING

Remove any loose paint or wood fibres using a wire brush or scraper. To ensure good adhesion of the coating, any loose wood fibres must be removed so all the wood is solid. Prime any bare wood using JOTUN Visir Oljegrønning Pigmentert (pigmented primer). Treat any bare timber ends particularly carefully, 3-4 coats wet on wet.



#### TOP COAT

Apply two coats of DEMIDEKK Ultimate to unplanned panels. For planned panels or panels with planned details, apply three coats for optimum protection.

## PREVIOUSLY PAINTED WINDOWS



#### PRIMING

Sand weathered wood down to a solid layer and apply a coat of JOTUN VISIR Oljegrønning Pigmentert (pigmented primer). Remove any loose and thick paint layers and roughen smooth surfaces. Prime new bare wood with a coat of JOTUN Visir Oljegrønning Pigmentert (pigmented primer). Treat any bare timber ends particularly carefully, 3-4 coats wet on wet.



#### TOP COAT

Apply two coats of DEMIDEKK Ultimate Fönster (Windows & Doors) to previously painted windows. Use a specially-designed window brush to make the job easier. Get advice in-store.

Demidekk users enjoy painting. BUT NOT TOO OFTEN.



10 000 - 2016 - Design: Allgeorn - Photographer: Nordveen Foto - Printing: BK Grafisk AS - Colour: chips: Norcolour

**DEMIDEKK Brilliant**  
WHITE



- Specially developed for white houses
- Extremely dirt resistant
- Extra protection against black mould
- Very long maintenance intervals
- AMA® technology - extra protection and excellent durability\*

**DEMIDEKK Ultimate**  
OPAQUE COATING



- Keeps your house looking freshly painted for longer
- Very long maintenance intervals
- Superb shine and colour stability
- AMA® technology - extra protection and excellent durability\*

**DEMIDEKK Ultimate**  
HELMATT



- Elegant full-matt appearance
- Keeps your house looking freshly painted for longer
- Very long maintenance intervals
- Superb shine and colour stability
- AMA® technology - extra protection and excellent durability\*

**DEMIDEKK**  
TRANSLUCENT  
WOOD STAIN



- Easy to apply & fast drying
- Longer durability than conventional oil based stains
- Especially suited to un-planed timber

**DEMIDEKK Ultimate**  
FÖNSTER  
(WINDOWS & DOORS)



- Keeps your windows looking freshly painted for longer
- Very long maintenance intervals
- Superb shine and colour stability
- Very high-class finish and quick drying time
- AMA® technology - extra protection and excellent durability\*

**DEMIDEKK**  
TERRASSLASYR  
(DECKING AND GARDEN STAIN)



- Special stain for balconies, steps, fences, garden furniture, etc. made of pressure-treated wood
- Effective protection against moisture, mould, algae and degradation caused by UV rays from the sun
- Counteracts cracking
- Good application properties
- Excellent durability - up to 3 years

\*AMA® technology - unique combination of alkyd oil and acrylic, protective and penetrating, water resistant and durable, superior adhesion.



Jotun Paints (Europe) Ltd  
Stather Road  
Flixborough  
DN15 8RR

Distributor