




**B R I T A L I A**

— DOOR PRODUCTS LTD —

MOTORS • CONTROLS • INDUSTRIAL SHUTTERS • ACCESSORIES





## WELCOME TO BRITALIA

A European market leader in the manufacture and distribution of Motors, Remote Controls, Industrial Shutters and Doors and Accessories, Britalia Door Products prides itself on its commitment to design, innovation, sustainability whilst delivering excellent customer service.


Combining the latest technology with over fifty years expertise, Britalia Door Products continues to grow by investing heavily in Research & Development and expanding our products offering to meet industry and customer needs.

All of the products meet or exceed government and industry standards including BSEN, ISO9001, ISO4401. ISO18001.

.....

For sales enquiries, contact our Sales Team via  
email: [sales@britaliadoors.co.uk](mailto:sales@britaliadoors.co.uk) or on 02920 667 555  
[www.britaliadoors.co.uk](http://www.britaliadoors.co.uk)

warringtonfire



# MOTORS

## Automatic Sliding Door Motors



NECO Automatic Sliding Door Motor Kits are available for either **single** or **double** doors.

They are designed for use with commercial properties and are activated by movement/ presence detector.

The NECO Automatic Sliding Door Motor Kit delivers a quiet and safe source of power.

### Model

Single Door Kit  
Double Door Kit

## Awning Tubular Motors



The **NECO EC50/50 Awning Tubular Motor** is a low power motor suitable for domestic awnings.

It can be operated manually or controlled via a sun & wind sensor.

The **NECO ER50/50 Awning Tubular Motor** comes with internal remote control & 2 transmitters.

EC50/50

ER50/50

## DC Tubular Motors



The revolutionary **NECO DC GRAVITY & NON-GRAVITY FAILSAFE Tubular Motors** are 24v DC motors.

They're sold with a Fire Control Panel and an optional DC Group Controller.

Larger sizes available: DC110, DC120, DC140 & DC160.

DC55

DC55G

DC80

DC80G

DC95

DC95G

## Direct Drive Motors



The **NECO DD400 Motor** is suitable for heavy duty industrial automation.

It comes complete with:

- 1 x fixing plate
- 1 x starter unit.

DD400

## ED Tubular Motors



The **NECO ED Tubular Motor Range** are single-phase tubular motors with manual override.

They are easy to install and designed for use with commercial shutters.

Available with a full range of adaptors.

ED1/60-M

ED2/120-M

ED2/160-M

ED2/180-M

TO PLACE ORDER:

PHONE 02920 667555 or email [sales@britaliadoors.co.uk](mailto:sales@britaliadoors.co.uk)

# MOTORS

## ED3 Tubular Motors



The **NECO ED3 Tubular Motor range** are ideally designed for use with commercial shutters.

They are a single-phase tubular motor with manual override.

A range of adaptors and safety brakes are available.

### Model

ED3/230-M

ED3/330-M

## Residential Garage Door Motors



The **NECO Residential Garage Door Motor** is operated via an inbuilt remote control.

It comes with 2 NECO handsets, fittings & 3 meter track (4mtr track also available (sold separately)).

600nm

800nm

1000nm

## NF Outboard Motors



The **NECO NF Outboard Motors** are available as a single or three-phase outboard motor.

They are prewired with chain override and a push button control.

Larger sizes available: NF2000/NF3000/NF8000.

The NF1500 is available as a three-phase motor only.

NF200

NF500

NF1000

NF1500

## Industrial Door Motors



The **NECO EDS Industrial door motors** are available as **EDS/60, EDS/100 & EDS/150-M**.

Available with manual and electronic limits.

Suitable for Roller Shutters & Sectional Doors.

EDS/60

EDS/100

EDS/150-M

## NZ Tubular Motors



The **NECO NZ** range of tubular motors are single-phase, designed for use with window shutters and blinds (**NZ/10-W, NZ/12-W, NZ/20-W**.)

The NZ1/50-W is suitable for smaller shutters and the **NZ2/150-W** Tubular Motor are designed for use with shop shutters.

NZ/10-W

NZ/12-W

NZ/20-W

NZ1/50-W

NZ2/150-W

TO PLACE ORDER:

PHONE 02920 667555 or email [sales@britaliadoors.co.uk](mailto:sales@britaliadoors.co.uk)

# MOTORS

Model

## Obstacle Detection Motors



The **NECO Obstacle Detection Motors** are operated by a built-in remote control and both models come with:

- 2 x NECO handsets

The NECO Obstacle Detection Motor automatically stops and returns when hitting an object.

They are electrically tested prior to leaving the factory.

ECO1/40-15M

# MOTOR ADAPTORS

## NZ / ED1 & ECO1 Adaptors



The **NZ/ED1 & ECO1 adaptors** are designed to work with the NECO NZ/ED1 & ECO1 Tubular Motors.

They are easy to fit and available in various sizes to suit various tubes.

60mm OCT  
70mm OCT  
89mm  
97mm

## NZ2 & ED2 Adaptors



The **NZ2 & ED2 adaptors** are designed to work with the NZ2 & ED2 tubular motors.

They are easy to fit and available in various sizes to suit various tubes.

70mm OCT  
89mm  
94mm  
97mm

## ED3 Adaptors



The **ED3 adaptors** are designed to work with the NZ3 & ED3 tubular motors.

They are easy to fit and available in various sizes to suit various motors.

94mm  
97mm  
120mm

TO PLACE ORDER:

PHONE 02920 667555 or email [sales@britaliadoors.co.uk](mailto:sales@britaliadoors.co.uk)

# CONTROLS

## Model

### Mk1 Remote Control



The **NECO MK1** is our most popular remote control system. It's water resistant, enclosed in an IP rated box and comes with 2 rolling code NECO handsets.

It can be used with up to 100 rolling code handsets. It can be operated automatically or with a deadman descent.

It's suitable for both domestic and commercial properties.

MK1

### Euro Remote Control



The **NECO Euro Remote Control** has many of the same features as our popular NECO MK1 but it also has a 13amp prewired plug and up/down/stop buttons on the face of the unit.

It is optimised for installation and use and compatible with the NECO Version 1 Handset and the popular range of Safety Beams, for added safety.

Euro Remote

### NECO Garage Remote Control



The **NECO Garage Remote Control** has a LED light on top of it, which remains on whilst the door is open and a 13amp prewired plug and buttons on the face of the unit.

It can be used with up to 50 Rolling Code Handsets and is suitable for both domestic and commercial purposes.

It is compatible with NECO Safety Beams & NECO Light Guards.

New Garage Remote

### AC Group Controller



The **NECO AC Group Controller** is designed to simultaneously operate from two to eight tubular motors.

It is compatible with all single-phase tubular motors.

AC  
Two-Way  
Four-Way  
Six-Way  
Eight-Way

### DC Group Controller



The **NECO DC Group Controller** can simultaneously operate up to 20 motors, making it the most efficient and cost effective fire safety product on the market.

The DC Group Controller is used in conjunction with the NECO Fire Control Panel and the NECO DC Tubular Motors.

DC Controller

TO PLACE ORDER:  
PHONE 02920 667555 or email [sales@britaliadoors.co.uk](mailto:sales@britaliadoors.co.uk)

# CONTROLS

## Model

### WRS1000 Remote Control



The **NECO WRS1000 Remote Control** boasts a classic & discreet design in pale grey and white. It is prewired and optimised for ease of installation and use.

It has a digital auto-close function built in and can be used with our range of safety products.

It is suitable for both domestic and commercial properties.

WRS1000

### NECO Eco Remote Control



The **NECO Eco Remote Control** is water-resistant and enclosed in an IP rated box.

It can be used with up to 20 x Wireless Handsets and can be operated automatically or with deadman descent.

The NECO Eco Remote is compatible with NECO Safety Beams enabling it to feature a Stop & Return function.

Eco Handsets

### Wireless Keypad



The **NECO Wireless Keypad** is available as either:

- Rolling code (grey & white handset)
- Version 1 (black and silver handset)

The keypad can be programmed to use a 2-digit code or up to an eight-digit code. It will operate up to a distance of 50 metres.

Rolling Code  
Version 1

TO PLACE ORDER:

PHONE 02920 667555 or email [sales@britaliadoors.co.uk](mailto:sales@britaliadoors.co.uk)

# ACCESSORIES

## Battery Back Up (U.P.S)



The **2000VA Battery Back Up (U.P.S)** comes with a mains lead, 2 spare fuses and a user manual.

It takes 8 hrs. to recover 90% capacity of the battery.

Not recommended for use with remote control operation.

Model

2000VA

## Bore Bearings



The **four-bolt, cast iron Bore Bearings** are easy to install and very versatile. They are designed for use with round shafts.

The bearing is fixed to the end plate to provide support & delivers smooth rotation to the shaft.

11mm

30mm

40mm

50mm

60mm

65mm

## Bowl Bobbin



The **Bowl Bobbin** is only available in 97mm.

It is designed for riveting on 97mm (inside diameter) round barrels to deliver smooth rotation and includes a saddle.

97mm

## Cup Bobbin



The **Cup Bobbin** is available in 94mm and 97mm.

They are designed for riveting or bolting on 94mm and 97mm (inside diameter) round barrels to deliver smooth rotation and includes a saddle.

94mm

97mm

## Steel Bobbin



The **Steel Bobbin** is available in a range of sizes.

It is designed for welding into a round barrel and includes a saddle.

55mm

83mm

94mm

97mm

120mm

TO PLACE ORDER:

PHONE 02920 667555 or email [sales@britaliadoors.co.uk](mailto:sales@britaliadoors.co.uk)

# ACCESSORIES

## SWITCHES

### Smart Wi-Fi Switch



The **NECO Smart Wi-Fi Switch** is used with App in your smart phone to control the switch wirelessly with Wi-Fi.

Compatible with Amazon Alexa or Google Assistant for voice control.

This smart switch can have several control sites shared by different devices.

Model  
Wi-Fi Switch  
Bluetooth

### Gewiss Rocker Switch



The **NECO Gewiss Rocker Switch** operates with a spring loaded paddle, marked up and down (return to Centre).

The switch offers easy access for cables; top and bottom of the unit.

Rocker Switch

### Piano Switch



The **NECO Piano Switch** is available as 'standard' model (white model) or 'weather resistant' (black model).

Both models operate with two spring loaded keys, marked up and down.

Standard  
Weather Resistant

### Push Button Switch



The **NECO Push Button Switch** is available as 'standard' model or with an 'isolator'.

The isolator disables the unit when it is switched off with the key.

Standard  
With Isolator

### Rotary Switch



The **Rotary Switch** has a spring loaded dial, marked up and down.

It is activated by rotating the dial from left or right.

The switch can handle up to 300v/16amp.

Rotary Switch

TO PLACE ORDER:  
PHONE 02920 667555 or email [sales@britaliadoors.co.uk](mailto:sales@britaliadoors.co.uk)

## ACCESSORIES

### Low Level Door Controller



The **NECO Low Level Door Controller** is suitable for use with Industrial door motors.

Available in single or three-phase.

Model

Single- Phase  
Three- Phase

### Wireless Switch



The **Wireless Switch** is battery powered (battery included).

The Wireless Switch is available as a 'version 1' model or 'rolling code' model.

Rolling Code  
Version 1

### Key Switch



The **NECO Key Switch** is designed for use on roller shutter doors.

It comes with 3 Keys & Earth wire.

Slim Line

### Rolling Code Wireless Handset



The **NECO Rolling Code Wireless Handset** is presented in a grey plastic case with chrome face plate and a plastic sliding button cover.

The handset comes with a 12v alkaline battery.

Rolling Code

### Version 1 Wireless Handset



The **NECO Version 1 Wireless Handset** is presented in a black plastic case with chrome face plate and a plastic sliding button cover.

The handset comes with a 12v alkaline battery.

Version 1

TO PLACE ORDER:

PHONE 02920 667555 or email [sales@britaliadoors.co.uk](mailto:sales@britaliadoors.co.uk)

# ACCESSORIES

## NECO Light Guard



The **NECO Light Guard** Providing a infrared safety curtain from 1800mm in height and up to 6000mm wide.

Light guard **Extension Cables** available.

Model

Light Guard

## Safety Beams



The **Safety Beams** are prewired to a transmitter and complete with reflector.

They are a safety feature: when they detect an obstruction they will automatically raise or stop the shutter/door and prevent injury or damage.

They come with installation instructions, a bracket & fixing screws.

4 mtr

## Safety Brakes



**N2 Brake** is designed for use on small shutters and requires a 13mm or 18mm shaft & disks.

**N3 Brake** is designed for use on Steel roller shutter doors and requires a 30mm shaft & disks.

**N4 Brake** is designed for use on Large steel roller shutter doors and requires a 40mm shaft & disks.

**N5 Brake** is designed for use on Industrial roller shutter doors and requires a 50mm shaft & disks.

N2

N3

N4

N5

## Shafts



The **NECO Rolling Code Wireless Handset** is presented in a grey plastic case with chrome face plate and a plastic sliding button cover.

The handset comes with a 12v alkaline battery.

13mm

18mm

30mm

40mm

50mm

## Discs



**Steel discs** available in a range of sizes.

Steel: 70mm / 89mm / 97mm / 120mm / 159mm / 197mm

70mm

89mm

97mm

120mm

159mm

197mm

TO PLACE ORDER:

PHONE 02920 667555 or email [sales@britaliadoors.co.uk](mailto:sales@britaliadoors.co.uk)

# ACCESSORIES

## Model

### Safety Edge Control Box



The **Safety Edge Control Box** is secured to the bottom lath or bottom rail and to the Safety Edge Rubber.

When the safety edge is activated a signal is transmitted to the remote control box to prevent the door closing and causing further damage or injury.

It comes with end caps, bungs & magnet.

Safety Edge Control Box

### Safety Edge Rubber



The **NECO Safety Edge Rubber** is suitable for use with all our remote controls & roller shutters with 77mm lath.

It's available as a 30mtr coil or, can be cut to order.

Please note, a safety edge control box and end caps are required to complete the installation.

P- Profile  
Small T Profile  
Large T Profile

To suit  
77mm lath or  
Bottom Rail

### Flange Kit



The **Flange Kit** converts any Industrial door motor (EDS Range) for use as a flange motor.

The kit comes complete with a shaft, adapter plate, cover plate and sprocket (various sizes available).

Flange Kit

### Solenoid A



The **NECO Solenoid A** is designed to operate the brake release when the fire alarm is activated.

Suitable for use with the **NF Outboard Motors**.

Solenoid A

### Drive Chain



The **Drive Chain** is designed to connect the motor cog of the drive to the cog on the barrel connected to the end plate.

It is supplied with a link and compatible with the NECO NF Outboard Motors.

Drive Chain

TO PLACE ORDER:

PHONE 02920 667555 or email [sales@britaliadoors.co.uk](mailto:sales@britaliadoors.co.uk)

## ACCESSORIES

### Transom Door Closer



The concealed **Transom Door Closer** are 90 degree hold open closers. They are designed for use on single aluminium doors.

Suitable for use on left and right hand doors.

### Model

Transom Door Closer

### Dummy Ends



The **Dummy Ends** are designed to fit octagonal barrels and are available in two sizes.

The 60mm Dummy End is available with either a steel or plastic insert and a steel shaft. Suitable with the N2 brakes

Steel: 60mm

Plastic: 60mm  
70mm

### NF Industrial Bracket Kit



The **NF Industrial Bracket Kit** is designed for the assembly of a roller shutter door using a NF Outboard Motor.

The kit comes with plates (for both ends) / chain sprocket / chain / 30mm bearing / 2 x 30mm shafts / selection of discs / safety brake bracket (n.b. brake not included) / all fixings.

Range of sizes available.

NF200

NF500

NF1000

NF1500

NF2000

### Fire Bracket Pack



The **Fire Bracket Packs** are basic kits for assembling drive end of shutter and chain sprockets.

The Fire Bracket pack includes a plate with sprocket attached, 30mm shafts, drive chain and selection of discs.

Two sizes available.

NF 200

NF 500

### Key Switch Locking Box



The **Key Switch Locking Box** is a galvanised security box suitable for key switch protection.

Available as a standard model (with back) or without a back for ease of installation.

Standard or  
Without a back

TO PLACE ORDER:

PHONE 02920 667555 or email [sales@britaliadoors.co.uk](mailto:sales@britaliadoors.co.uk)

## ACCESSORIES

### Model

#### Outside Lock




Heavy duty **Outside Key Lock** is used for commercial properties and public buildings.

The lock comes with 2 x keys and full instructions.

Outside Lock

#### Chain Keep Lock



The **Chain Keep Lock** is a galvanised clamp which can be used to secure a manual operation chain.

It is secured with a padlock (not included).

Chain Keep Lock

#### Ground Lock



The **Ground Lock** is a spring loaded lock designed to fit and secure to the bottom rail of a roller industrial shutter.

The locking mechanism is fitted below ground level with the bolt secured to bottom rail and fixed to the lock mechanism.

The lock is secured using a padlock (included).

Ground Lock

#### Pin Lock



The **Pin Lock** is designed for use with steel roller shutters.

It is galvanised or chrome plated and secured by welding the housing to the guide.

The Pin Lock secures by locking through the predrilled lath.

Pin Lock

#### Centre Lock



A **Centre Lock** is a security lock for roller shutter doors.

It attaches to a lath or the bottom rail and secures against a guide.

Centre Lock

TO PLACE ORDER:

PHONE 02920 667555 or email [sales@britaliadoors.co.uk](mailto:sales@britaliadoors.co.uk)

# ACCESSORIES

Model

## Wind Locks



**Wind Locks** are designed for use in a large roller shutter door or doors subject to high wind velocities.

Wind Locks must be used in conjunction with a Wind Guide.

Sold individually.

4"

5"

## Powder Coatable Endlocks



The 75mm **Plastic Endlock** is designed for use on 75mm curved lath.

The 75mm Plastic Endlock is suitable for powder coating.

Sold as a pair.

3"

## Plastic Endlocks



The **100mm black PVC Endlock** is designed for use in 100mm twined skinned insulated lath.

Sold individually.

4"

## Cast Endlocks



The 75mm **Cast Endlock** is designed for use on 75mm lath on fire rated and industrial shutters.

Sold as a pair.

3"

## Pressed Steel Endlocks



The 75mm **Pressed Steel Endlock** is designed for use on fire rated shutters and is supplied in a sleek galvanised finish.

Sold as a pair.

3"

TO PLACE ORDER:

PHONE 02920 667555 or email [sales@britaliadoors.co.uk](mailto:sales@britaliadoors.co.uk)

# ACCESSORIES

## Model

### Crank Handle



The manual **Crank Handle** provides manual override operation for roller shutters or awnings.

Available in various sizes.

1 mtr  
1.5 mtr  
2 mtr

### Override Extension



The **Override Extension** extends the length of the override rod and can provide a universal joint for difficult situations.

Low Level Crank

### Push Bar Panic Bolt



The **Push Bar Panic Bolt** is suitable for use on single & double leaf, outward opening fire escape route doors. It's suitable for use on right or left hand doors.

It comes with fittings, emergency exit sign and full instructions.

The push bar height can be reduced where the majority of users are children.

Push Bar  
Panic Bolt  
Kit

### Push Bar Panic Latch



The **Push Bar Panic Latch** is suitable for use on single or double leaf outward opening fire escape doors.

The Push Bar Panic Latch comes with fittings, emergency exit sign and full instructions.

It is suitable for use on right or left hand doors.

Push Bar  
Panic Latch  
Kit

### Pull Handle




The stainless **steel 'D' Pull Handle** is suitable for use on steel or other industrial doors in commercial properties and/or public buildings.

Pull Handle

TO PLACE ORDER:

PHONE 02920 667555 or email [sales@britaliadoors.co.uk](mailto:sales@britaliadoors.co.uk)



[www.britaliadoors.co.uk](http://www.britaliadoors.co.uk)

To place an order contact our Sales Team:

**02920 667 555**

**[sales@britaliadoors.co.uk](mailto:sales@britaliadoors.co.uk)**

