

# Medical & Aesthetics

LEVEL 7 DIPLOMA



Established in 2022 with the goal of raising standards within the aesthetics industry by providing high-quality, safe education in aesthetics injectables that emphasized patient safety. Our Level 7 Diploma in clinical aesthetic injectable treatments (VTCT)



# Level 7 Postgraduate Diploma

---

## Facial Aesthetics

### Overview

Safer Aesthetics Level 7 Postgraduate Diploma is approved by VTCT and regulated by OFQUAL. The diploma is a comprehensive course that combines in-depth learning of the theory behind botulinum and dermal fillers with extensive hands-on practice in a range of the most popular treatment areas, ensuring our delegates are fully prepared for a successful career in the aesthetics industry..

---

**Credits: 60**

The Diploma is suitable for medical professionals new to Botulinum toxin and dermal filler or for existing practitioners who would like to develop new skills whilst gaining a qualification.

The diploma is internationally recognized and is worth 60 credits. It includes up to six days of practical training, consisting of our Foundation Courses, Foundation Mentorship Day, Advanced Courses, and Advanced Mentorship Day.

### Key Features



## Pathway to Gaining Your Diploma

We've broken down the Level 7 in Facial Aesthetics into stages:

Stage 1	Foundation Training
Stage 2	Advanced Training
Stage 3	Diploma Assessment and Award

Stages can be taken individually depending on personal circumstances, however we believe that the diploma is the most efficient way to gain advanced knowledge and skill in aesthetic injectables, transforming you from a beginner to a skilled practitioner over 9-12 months

# Level 7 Post Graduate Diploma



## Overview

The knowledge requirements of this qualification aim to provide candidates with an understanding of the techniques and practices required for the delivery of non-surgical, aesthetic, injectable treatments. Learners will develop their knowledge and understanding of relevant health and safety pertaining to the Level 7 aesthetic treatments alongside relevant ethical and legal requirements to treatment, key treatment principles, the methods of and reasons for patient-centred assessment, how psychology influences aesthetic medicine and the key principles of anatomy and physiology relevant to the treatment modalities.



# Level 7 Post Graduate Diploma



## Overview

The competence requirements of this qualification aim to consolidate the knowledge elements with related practical skills. These aim to convey the ability to deliver dependably high quality, safe, and client-centred botulinum toxin and dermal filler treatments.

Recognition of Prior Learning is also accepted (please download the brochure for fast track to check if you are eligible)

- 
- 
-

## Study & Assessment

Unit 1:	Principles of aesthetic procedures
Unit 2:	Principles and practice of aesthetic patient assessment
Unit 3:	Anatomy and physiology for aesthetic procedures
Unit 4:	Principles and practice of botulinum toxin use in aesthetic procedures
Unit 5:	Principles and practice of dermal filler use in aesthetic procedures
Unit 6:	Critical Literature Review



The Diploma theory is conducted on our Virtual Learning Environment and includes 6 units of study designed to give you a holistic understanding of aesthetic injectable theory. Your learning will be assessed through the completion of Practical days, exam, and an assignment. You will choose practical days after you register

### Key Features

The Diploma is suitable for medical professionals with existing, advanced experience in aesthetic injectables, whether in the UK or overseas.

The Diploma is suitable for medical professionals with no aesthetic injectable experience, who wish to first complete their theoretical learning and then take practical training at a later date.

The Diploma theory is conducted online, and can be completed around your schedule over the course of 9-12 months.

Enrolling in the Diploma will give you access to a bespoke Virtual Learning Environment.

# Stage One

Foundation training

TAKE YOUR FIRST STEPS  
IN AESTHETIC INJECTABLES



# Foundation Course

---

## Course Agenda

Start with Online learning, where you will gain understanding of facial anatomy, the aging process, patient assessment and consultation, and the principles and practice of aesthetic injectables.

The learning contains 150hrs of e-learning over the course of six interactive modules each concluded with a set of multiple choice questions to test your knowledge. E-learning has been designed for medical professionals to complete alongside their existing work commitments as a flexible, self-managed course, however completing the first three modules on gaining access to the VLE will best prepare you for your practical training, allowing you to fully focus on your injecting skills on the practical day

## Overview

The Foundation Course is designed for medical professionals who want to start learning about aesthetic injectables. It offers an introduction to botulinum toxin and dermal fillers. This training course provides a blended learning experience to ensure that you are fully knowledgeable in both the theory and practice of some of the most popular treatment areas. By completing the course, you will be prepared to enter the profitable aesthetics industry.

# What to Expect

## Theory & Practice

Botox Areas Covered:

---

Forehead Lines

---

Crows Feet

---

Glabella Lines

---

## Dermal Filler Theory & Practice

Areas Covered:

---

Lip Filler

---

Cheek Filler

---

## Practical Training

Each training day will commence with a presentation by an expert trainer, covering the fundamental theory behind aesthetic injectables practice. This will include an in-depth exploration of facial anatomy, injection points and techniques, product information, danger zones, and the management of complications.

After the presentation, we will provide hands-on training with patient models. Delegates will be given a logbook to record cases. While logging cases is mandatory only for those pursuing their Level 7 Diploma, we recommend that all delegates complete the logbook. This will allow you to use cases from your Foundation Course if you later decide to upgrade to the Diploma.

## Course Key Features

- The Foundation Course is suitable for medical professionals with little to no experience in aesthetic injectables.
- The Course provides two full days of hands-on practice
- You will develop your understanding of the theory behind aesthetic injectables through online learning.
- You will train in some of the most popular Botulinum toxin and Dermal Filler treatment areas.
- All models required for the Foundation Course will be provided and pre-assessed for suitability, allowing you to see up to 10 patients per day and record these in your logbook
- You will learn in groups of no more than 5 medical professionals, giving you the opportunity to network and share best practice, and log observed botox and dermal filler treatments.
- You will be trained by an aesthetics expert, selected to work with us on the basis of their years of practicing in botulinum toxin and dermal fillers.

## Foundation Mentorship Day Overview

Our Foundation Mentorship is designed to reinforce the knowledge and skills gained from our Foundation Course. Participants have the opportunity to gain hands-on experience supervised by one of our expert trainers. During the mentorship, you can refine your skills in administering Toxin and dermal fillers and learn to use both products together to create a complete look for your patient model.

## Foundation Mentorship Day Agenda

The Foundation Mentorship Day will focus on the toxin and dermal filler procedures originally covered in your Foundation Course, ensuring your familiarity with the following areas:  
Toxin: Forehead, Crows Feet Glabella Lines. Dermal Filler: Lip Filler, Cheek Filler, Marionette Lines.

## Foundation Mentorship Treatment Areas

### Botox

Forehead

Crows Feet

Glabella Lines

### Dermal Filler

Lip Filler

Cheek Filler

## Key Features

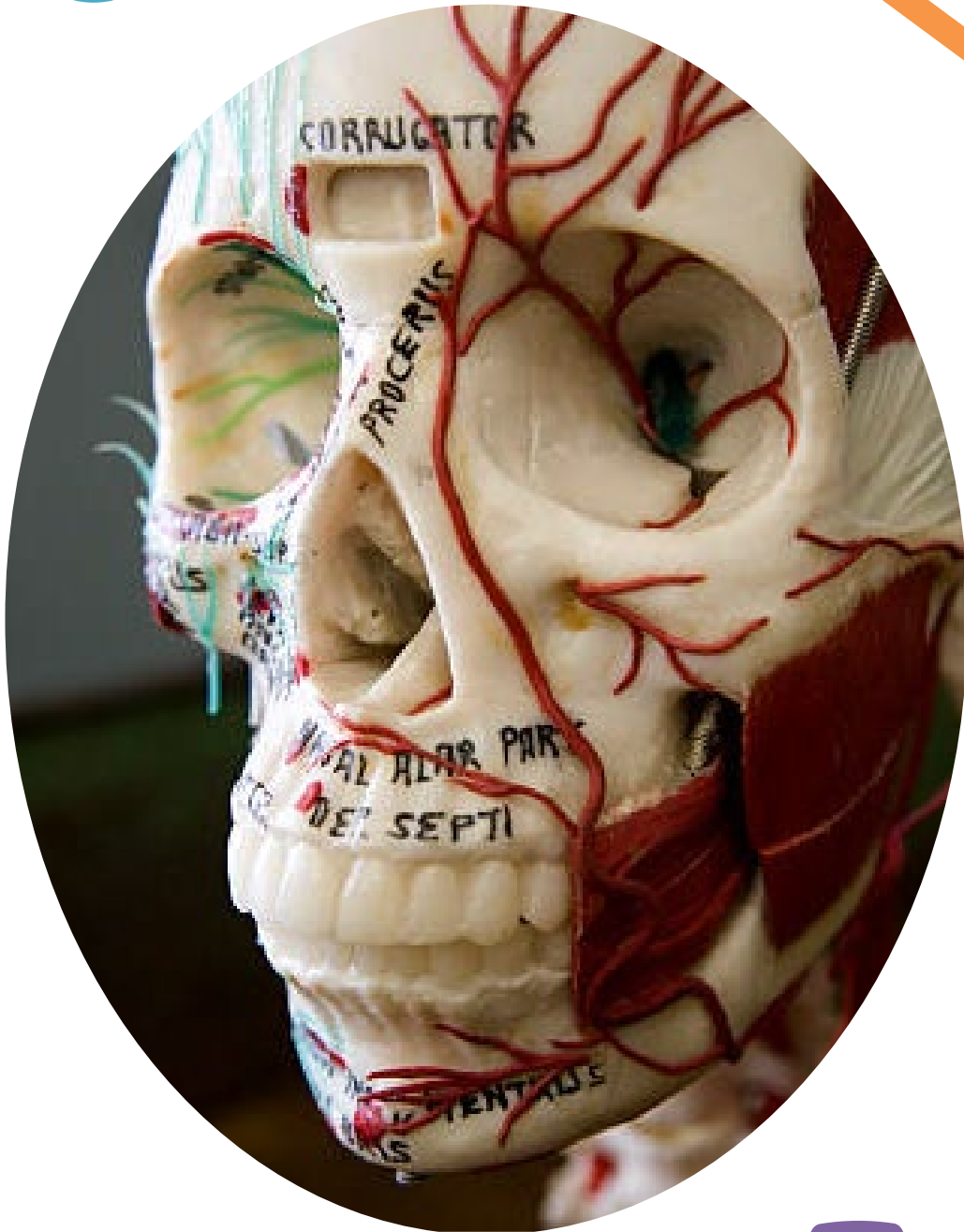
The Foundation Mentorship Day is the ideal way to develop and enhance your skills and confidence in a variety of popular Botox® and dermal filler treatments, preparing you for your career within the aesthetics industry.

- The Foundation Mentorship Day is not mandatory if you have completed your foundation parts of the work book. We can assess how many extra patients you will require as the course progresses
- The Foundation Mentorship Day will help to ensure that Level 7 delegates are able to complete the 40 cases required for their logbook.
- The Foundation Mentorship Day will allow you further networking opportunities with fellow delegates.
- The Foundation Mentorship Day will allow you to revisit treatment areas from the Foundation Course, allowing you to build your confidence and ensure that you are fully prepared to carry out these procedures independently, alongside gaining further experience with a variety of patient models.



# ENHANCE YOUR AESTHETIC ABILITIES

23



# Advanced Course

## Course Agenda

### Overview

Our Advanced Course is exclusively available to medical professionals who currently hold a Foundation Certificate and are ready to expand their skill set.

We advise you leave a few months between foundation and advanced so you have time to practice your new skills, Conducted over two full training days, this blended learning experience will introduce you to advanced toxin and dermal filler techniques; enhancing and expanding your expertise in injectables to make you stand out in the aesthetics industry.

### Online Learning

Our Level 7 Diploma program students will access their course material through a Virtual Learning Environment (VLE). Those attending the Advanced Course exclusively will receive 12 months of access to the VLE and are encouraged to review the modules to deepen their understanding of the theory behind aesthetic injectable practice.





Practical training begins each day with a presentation by our expert trainers, refreshing the theory behind advanced aesthetic injectables practice. This is followed by a full session of hands-on practical training with provided patient models who have been pre-assessed.

## Advanced Toxin Training

On Day One of your Advanced Training, you will focus on Botox® treatments, gaining hands on experience in the following areas:

---

Brow Lift

---



---

Neck Lift

---



---

Gummy Smile Reduction

---



---

Bunny Lines

---



---

Jowl Reduction

---



---

Botox for Hyperhidrosis

---



---

Botox for Bruxism

---



---

Peri-Oral Lines

---

## Advanced Dermal Filler Training

Day Two of your Advanced Training will allow you to explore advanced dermal filler areas, learning both needle and cannula injecting techniques in the following treatment areas:

---

peri oral filler

---



---

Jaw Filler

---



---

Nasolabial Folds

---



---

Chin Filler

---



---

Marionette lines

---

## Course Key Features

Our Advanced Course is the ideal next step in developing your understanding of more complex Toxin and dermal filler techniques; enhancing the range of treatment options you can offer to create outstanding results for your clients.

The Advanced Course is suitable for medical professionals who have experience in aesthetic injectables and have complete Foundation training, either with us or another provider with evidence.

- The course provides two days of practical training in advanced and dermal filler treatment areas, including using Botox® to treat medical conditions such as hyperhidrosis and bruxism.

- Training is provided by an expert in aesthetic injectables, chosen by us on the basis of their professional experience and reputation.

- All models required for the Advanced Course will be provided and pre-assessed to ensure suitability for treatment, allowing you to see up to 10 treatments a day (with Level 7 delegates adding cases to their logbook). You will learn in small groups of no more than 5 medical professionals, allowing you to observe, share best practices, and build connections in the aesthetics industry.



## Advanced Mentorship Day Overview

Our Advanced Mentorship has been designed to cement the skills and knowledge our delegates develop through our Advanced Course, giving you the opportunity to gain additional hand-on experience over a full day of training supervised by one of our experts

## Advanced Mentorship Day Agenda

The Advanced Mentorship Day will focus on the Toxin and dermal filler procedures covered in your Advanced Course. This will ensure your familiarity with the following areas:- Brow lift- Neck lift- Bunny lines- Gummy smile- Jowl reduction- Masseters (bruxism)- Underarms (hyperhidrosis)Dermal Fillers:- Jaw filler- Chin filler- Nasolabial peri oral line tear trough

## Advanced Mentorship Treatment Areas

Toxin
Brow lift
Neck lift
Gummy smile
Jowl reduction
Masseters (bruxism)
Underarms (hyperhidrosis)

Dermal Filler
Jaw filler
Chin filler
Nasolabial lines
peri oral filler
marionette lines

## Key Features

The Advanced Mentorship Day is an excellent opportunity to improve your skills in various popular Botox® and dermal filler treatments, preparing you for a successful career in the aesthetics industry. You will only require this if you have extra patients to complete in the log book.

- The Advanced Mentorship Day will allow you to practice your skills in Toxin and dermal fillers, and also give you the opportunity to use both products synergistically to create incredible results for your patient.
- The Advanced Mentorship Day is only required if you have not completed your log book of treatments- you must supply models for areas you require.

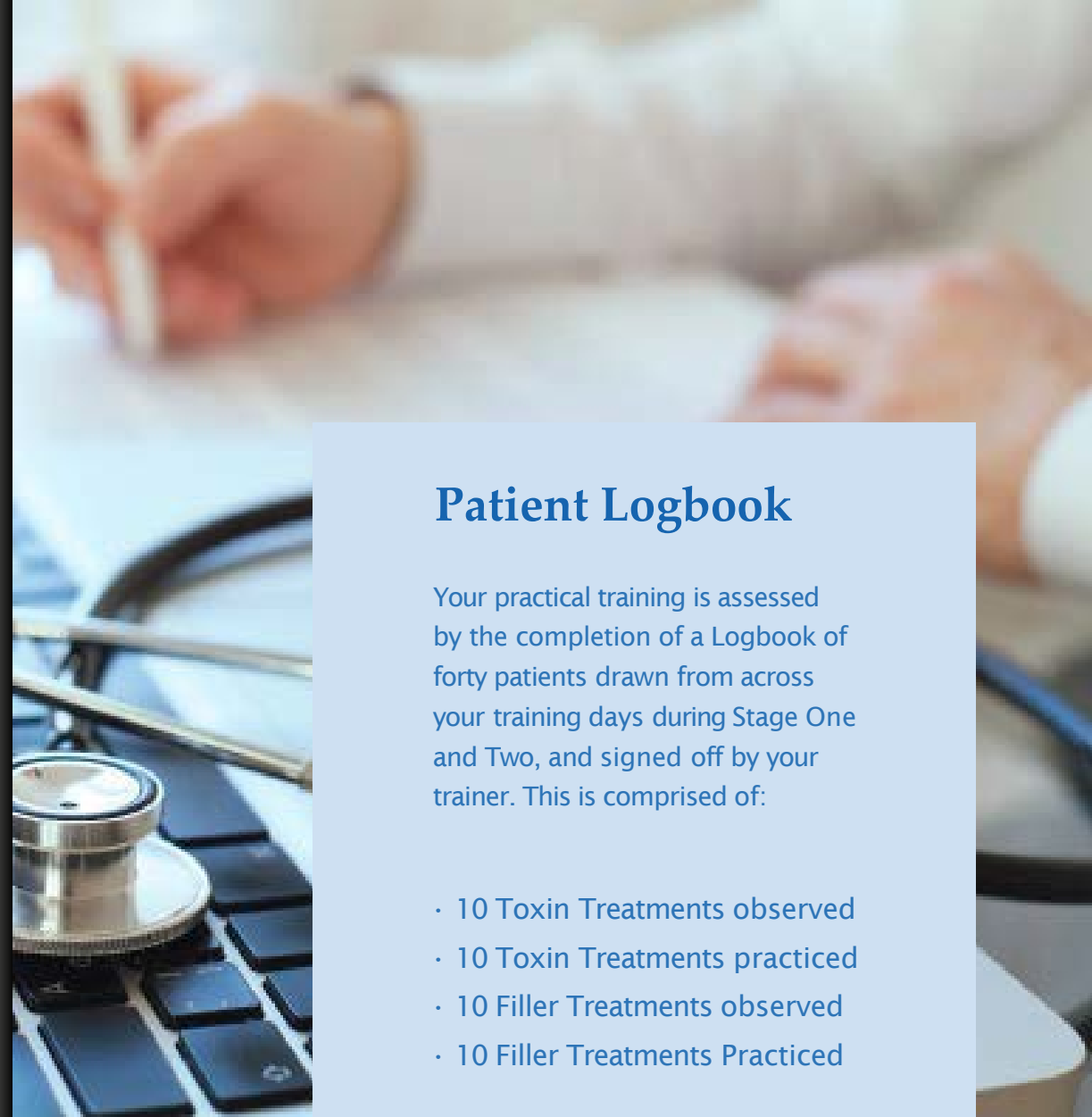



# Diploma Assessment

Once you have completed Stages One and Two's practical training and online modules through our Virtual Learning Environment, it is time to undertake Stage Three, the final assessment stage in gaining your Level 7 Diploma in Facial Aesthetics.

Although many delegates find it useful to complete Stages One and Two ahead of moving on to Stage Three, the following assessments can be completed in parallel to practical training.

you will also need to complete a 2 hour written exam in order to successfully pass the Diploma.



## Patient Logbook

Your practical training is assessed by the completion of a Logbook of forty patients drawn from across your training days during Stage One and Two, and signed off by your trainer. This is comprised of:

- 10 Toxin Treatments observed
- 10 Toxin Treatments practiced
- 10 Filler Treatments observed
- 10 Filler Treatments Practiced

# Stage Three





## Written Assessment

The Written Assessment is made up of a Risk Assessment, a Critical Literature Review and a Case Study:

Please take note of the following information:-

You will have 1 assignment to undertake which will cover UMA 4 and 5 and it is scenario based, so we recommend you have completed all your practical training before you submit this.

After completing your practical training, assessments, exam, and submitting your logbook, your work will be externally marked if you pass you will be awarded the Level 7 Diploma in Facial Aesthetics. Any resits will have a fee for the examination board.



# Our Team

**Claire Amos- Director NMP, L3 Trainer, level 4 IQA Diploma in Clinical Aesthetics- 14 years experience in aesthetics and training**

**Joanna Roberts- NMP, L4 Assessor, Diploma in clinical aesthetics- 10 years in facial aesthetics and training**

**Emma Goldsmith - Trainer, NMP, Level 7 PgDip, Assessor.**

**Leah Holmes- Business & Development Manager, Level 7 Exam Invigilator**

Training Locations-  
Safer aesthetics training  
Tudor House  
Coychurch road  
Bridgend  
CF355NS

Email:

[info@saferaestheticstraining.co.uk](mailto:info@saferaestheticstraining.co.uk)

Cost of Level 7 is £7500 + VAT

There is an option to spread the payment over 8 months.

we take £1500 deposit then spread the balance over 7 subsequent months when paying via bank transfer/ standing order (card fees may apply) You have 13 months to undertake and complete your training- if not paid in full before you finish you will not be entitled to your qualification.