



Pallet Wrapper Interim Service Report

Client Name _____ Form Reference _____

237

Client Address _____ Form Completion Date _____

Client Contact _____ Client Email _____ Order number _____

Site Name _____

Site Address _____ Site Contact _____ Site Email _____

Engineer Name _____ Job Type _____

Ryan Delaney _____ **Service** _____

Job Title _____ Job Description _____

Service x1 _____ **Service - MHFG** _____

Machine details

Manufacturer _____ Model _____ Year of Manufacturer _____ Passed Safety Checks _____

Youngsun _____ **MHFG-2000B** _____ **2021** _____ **Yes** _____

Serial No. _____ Cycle count _____ Machine condition _____

0 _____ **Operational** _____

Checklist

Check turntable rotation, bearings and guide rollers

Turntable Assembly

Check drive chain/belt for tension and lubrication

Turntable proximity switch


Remove debris and dirt

Check motor, gearbox oil and sprockets/pulleys

Comments

Turntable chain loose, adjusted accordingly, customer had to move the machine to allow access to the tension assembly. Chain lubricated and contaminants cleared out.

Turntable photos



Carriage Assembly

Check film carriage operation (Up & Down in manual)

Check lift chain/belt for tension and lubrication

Check all sprockets and tension assembly

Check carriage guides

Check upper and lower limit switches


Check anti drop safety mechanism (if applicable)

Check motor/gearbox operation


Comments

Customer reported shaft missing for hinge on door. This has been repaired but will require replacing next service. Hinge is operational. Customer has the film loaded incorrectly, this has been shown to operators to get proper tension from the film and stretch.


Carriage photos




Correct way to load film
11 Jun 2026 11:20



Incorrect way to load film
11 Jun 2026 11:20



Machine to close to pillar to allow for maintenance of the internals of the machine
11 Jun 2026 11:20



Moved and repositioned
11 Jun 2026 11:20



Stretch chain all okay
11 Jun 2026 11:21



All okay
11 Jun 2026 11:21



Top handle plastic broken, still functional
11 Jun 2026 11:21

Stretch Assembly

Check stretch rollers

Check film guide rollers

Check photo electric cell

Basic head assembly

Applicable

No

Check base safety switch operation (if applicable)

Check brake assembly

Check electrical connections

Comments

Power stretch assembly

Applicable

Yes

Check motor/gearbox

Check belts/chain drive

Check gears/pulleys

Check relief roller and feed speed

Check safety door switch

Comments

All Okay.

Operator controls

Check push buttons and potentiometers (Where applicable)

Check HMI display (Where applicable)

Check Emergency stop

Comments

No reported issues

Operator control photos



Parameters

Bottom wrap	Top wrap	Photo cell height	Film tension
3	3	3.9	Low
Turntable speed	Carriage speed	Pre stretch	Up & Down
Maximum	Maximum	Prefixed	1

Run and tested

Test pictures

