



Mosca - KCK-131-22 Service Inspection report

Site Name _____ Site Contact _____

Site Address _____ Site Telephone _____

Job Ref _____ Order number _____

Machine location _____ Manufacturer _____ Model _____

Mosca **KCK-131-26**

Year of Manufacturer _____ Serial No. _____ Cycle counter - Last service _____

2016 **1456467**

Entry Strapping head (Sonic Weld) _____ Head Serial no. _____ Condition _____

_____ Cycle counter _____

Clean/clean sealer area _____ Clean/clean strap guides _____

Check proximity switches _____ Check/clean grippers _____

Inspect motors for damage _____ Check/clean slides _____

Check plug contacts _____ Check/clean slide guides _____

Inspect springs _____ Feed wheel pressure _____

Checked **Checked**

Tension wheel pressure (0.5mm) _____ Gripper spring pressure (43mm) _____

Checked **Checked**

Check home position

Checked

Converter spring pressure (44mm)

Checked

Comments

Operator reported poor welds causing strap to pop open consistently. Found loose earthing connection, braided cable starting to fray. This will need to be checked periodically to ensure sufficient welds. A contribution to poor welds was an alignment issue with the reentry chute. This has been adjusted and the welds are back to normal. Unable to change cutter due to none in stock, the cuts are poor occasionally and the mobile cutter will need replacing when this has arrived. Ran and tested all okay.



Strapping head



Strap dust build up



Brass shoe minimal wear



Damage to strap infeed joint



Operators fix for bad joint



Weld




Hayes Packaging Service Ltd

2 Hill End Farm Cottages
 Hatfield, AL9 5PQ
 Tel: 01707 819119
 Service@hayespackaging.co.uk
<https://www.hayespackaging.co.uk/>
 VAT Reg No: 988131389
 Company Reg No: 14702330


Exit Strapping head (Sonic Weld)	Head Serial no.	Condition
		Cycle counter
<input checked="" type="checkbox"/> Clean/clean sealer area		<input checked="" type="checkbox"/> Clean/clean strap guides
<input checked="" type="checkbox"/> Check proximity switches		<input checked="" type="checkbox"/> Check/clean grippers
<input checked="" type="checkbox"/> Inspect motors for damage		<input checked="" type="checkbox"/> Check/clean slides
<input checked="" type="checkbox"/> Check plug contacts		<input checked="" type="checkbox"/> Check/clean slide guides
Inspect springs		Feed wheel pressure
Checked		Checked
Tension wheel pressure (0.5mm)		Gripper spring pressure (43mm)
Checked		Checked
Check home position		Check individual positions
Checked		Checked
Converter spring pressure (44mm)		
Checked		
Comments		

Reformed entry chute flap to assist in alignment. Adjusted re entry chute guide for alignment. Cutter also required, occasional split during strap cut whilst infer tension. Earth connection for sonic weld frayed also, this will need replacing soon to stop welds from deteriorating. Ran and tested all okay

Strapping head



Heads require regular blowing of the strap dust




Earthing belt damaged

Bayonet/Lance assemblies

Condition

Entry	
Bayonet/Lance alignment	Drive assembly
Checked	Checked
Flaps and springs	Docking buffer
Checked	Checked

Entry Bayonet/Lance



Pallet wood must be removed from bayonet where possible

Middle	
Bayonet/Lance alignment	Drive assembly
Checked	Checked
Flaps and springs	Docking buffer
Checked	Checked

Middle Bayonet/Lance

Exit	
Bayonet/Lance alignment	Drive assembly
Checked	Checked
Flaps and springs	Docking buffer
Checked	Checked



Hayes Packaging Service Ltd

2 Hill End Farm Cottages

Hatfield, AL9 5PQ

Tel: 01707 819119

Service@hayespackaging.co.uk

<https://www.hayespackaging.co.uk/>

VAT Reg No: 988131389

Company Reg No: 14702330

Comments

Blocks of pallet wood are getting stuck in bayonet chute flaps, this will prevent the chute flaps from opening during the tensioning stage of the machine. This will reduce the service life of the chute flaps and cause mis-feeds.

Exit Bayonet/Lance

Strapping Chute Assemblies

Vertical chutes/springs	Alignment	Comments
Repaired	Checked	Spring missing on exit vertical chute, replaced from customer stock.
Horizontal chutes/springs	Alignment	Comments
Checked	Checked	No concerns
Corner assemblies	Flap openers	Comments
Checked	Checked	No concerns
Comments		


Strapping Chute Assemblies

Turncross


Proximity switches	Inspect turncross
Checked	Checked
Inspect drive assemblies	<input checked="" type="checkbox"/> Operational
Checked	
Comments	

Turncross proximity switch damaged, this will need changing before it loses sensitivity.

Turncross



Wood build up on turncross



Proximity sensor end damaged. Still sensitive enough to read



Hayes Packaging Service Ltd

2 Hill End Farm Cottages

Hatfield, AL9 5PQ

Tel: 01707 819119

Service@hayespackaging.co.uk

<https://www.hayespackaging.co.uk/>

VAT Reg No: 988131389

Company Reg No: 14702330

Conveyor

Conveyor chains and sprockets

Checked

Conveyor chain guides

Checked


Comments

Entry conveyor bearing damaged, unable to determine if roller shaft has snapped, Bearing unseated from roller on left hand side. Tension set to max on left hand side. The chain may have jumped an idler. The conveyors will need to be worked on ASAP.


Conveyors



Chain tensioner set at max, requires new chains left hand side



Bearing unseated, requires replacing



Red marked roller not seated in bearing housing. Sprocket likely damaged, have listed for replacement.

Conveyor rollers

Checked

Operational